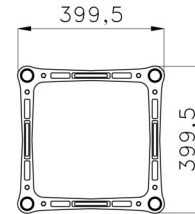
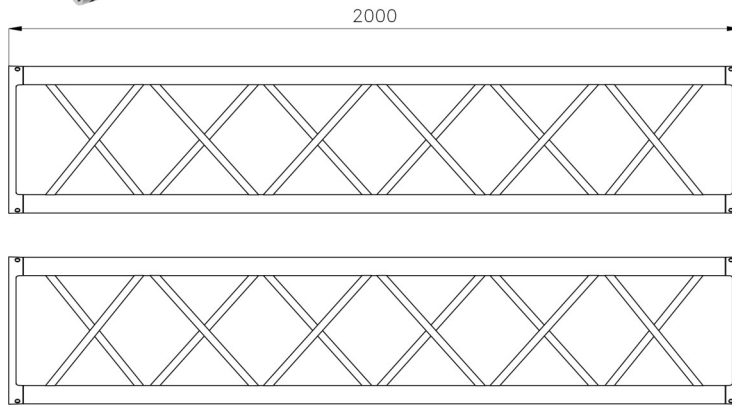



# P40Q

40cm side aluminium square truss plate connection for conical spigots and bolts

Traliccio quadro sezione 40cm, connessione a piastra per giunto conico e bulloni


**STRAIGHTS - LINEARI**

P40Q 050	L= 50cm
P40Q 100	L= 100cm
P40Q 150	L= 150cm
P40Q 200	L= 200cm
P40Q 250	L= 250cm
P40Q 300	L= 300cm
P40Q 350	L= 350cm
P40Q 400	L= 400cm
PQKS	(spigot connection set)

**CORNERS - ANGOLI**

P40Q 2L45
P40Q 2L60
P40Q 2L90
P40Q 2L120
P40Q 2L135
P40Q 3L
P40Q 3T
P40Q 4T
P40Q 4X
P40Q 5X
P40Q 6X

**SPAN - CAMPATA**

Lenght [m]	UDL [kg/m]	CPL [kg]	Defl. [cm]
3	530	1550	0,5
4	477	1379	1
5	381	1067	1.6
6	302	680	2.4
7	220	771	3.2
8	167	668	4.2
9	130	588	5.3
10	105	522	6.5
11	85	468	7.9
12	70	422	9.4
13	59	383	11.1
14	50	349	12.8
15	42	319	14.7
16	36	292	16.7

**CANTILEVER - TRALICCIO A SBALZO**

Lenght [m]	UDL [kg/m]	CPL [kg]	Defl. [cm]
1	948	948	0,5
2	470	663	2,5
3	291	436	5,5
4	161	321	10
5	100	251	12,5
6	67	202	15,5

Main Tubes - Tubi Correnti: EN AW-6082 T6 Ø50x2mm

Diagonals - Diagonali: EN AW-6082 T6 Ø20x2mm

Plates - Piastre: EN AC-42200 T6

Coupling Set - Set di connessione:



UDL, Uniformly Distributed Load - CPL, Centred Point Load - Defl., Deflection

