

SPECIFICATIONS

PHYSICAL

- Rugged, die cast aluminium construction
- Rotating shutter assembly $\pm 25^\circ$
- 20 gauge stainless steel shutters in a tri-plane assembly
- Interchangeable lens tubes with smooth-running Teflon® guides provide nine user-fit field angle options
- Thermally insulated rear handle
- High impact, thermally insulated knobs and shutter handles
- Two accessory slots and a top mounted, gel frame retainer
- Steel yoke with two mounting positions
- Positive locking single-clutch fixture body
- Slot for glass or stainless-steel gobo patterns
- Wide accessory slot with sliding cover for motorised gobo pattern devices or optional iris
- Uses 190mm colour frame (included)
- CE compliant

ELECTRICAL

- 230-240V, 50/60Hz
- High temperature 3-conductor 1.5m silicon rubber cable

LAMP

- 750W Maximum
- HPL – compact tungsten filament contained in a krypton-filled quartz envelope (see table for suitable lamp types)
- Patented filament geometry makes for extremely efficient light collection and transmission
- Integral die-cast aluminium or ceramic heat sink lamp base

SPECIFICATIONS

OPTICAL

- Re-optimised optical system for improved photometric performance and field uniformity
- Projector-quality, high contrast dual aspheric lenses
- Superior quality optical glass with advanced AR coatings
- Provides crisp edge definition and high gobo contrast
- Faceted borosilicate reflector with dichroic cold mirror coating removes greater than 90% infrared radiation (heat) and reflects greater than 95% of visible light
- Reflector secured with anti-vibration shock mounts
- Lenses secured with anti-vibration shock mounts
- Tool free, positive locking X, Y and Z lamp centering adjustments, unaffected by relamping
- Beam edge continually adjustable hard-to-soft
- Interchangeable lens barrels permit selection of 5°, 10°, 14°, 19°, 26°, 36°, 50°, 70°, and 90° field angles as well as 19°, 26°, 36°, and 50° EDLT lenses

ORDERING INFORMATION

Source Four

PART NO.	DESCRIPTION
7060A1287-0X	Source Four 14° Luminaire, Black
7060A1287-1X	Source Four 14° Luminaire, White
7060A1287-5X	Source Four 14° Luminaire, Silver Grey

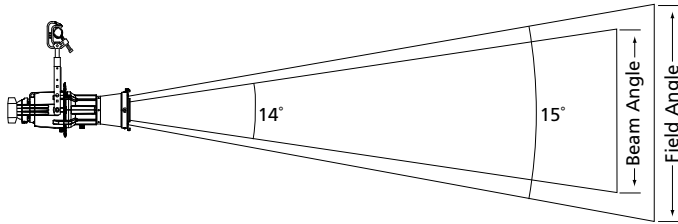
ETC Source Four is supplied with colour frame and 1.5m cable with flying leads as standard. Custom colour fixture available by request

See back page for Source Four Accessories

Ellipsoidal Series

PHOTOMETRICS

Photometric data below is measured with an HPL 750W/115V 300 hr lamp. To convert data when using any other HPL lamp, use the lumen or candela multiplying factors (Lm MF or Cd MF) for that specific lamp, listed in the Lamps table in this datasheet. For lumen data, multiply by the Lm MF. For candela or footcandle data, multiply by the Cd MF.



Throw Distance (d)	9.1m	15.2m	21.3m	27.4m
Field Diameter	2.4m	3.9m	5.5m	7.1m
Illuminance (fc)	450	162	83	50
Illuminance (lux)	4,841	1,743	890	538

For illumination with any lamp, multiply the candlepower of a beam spread by the multiplying factor (mf) shown for that lamp.

To determine illumination in footcandles or lux at any throw distance, divide candlepower by distance squared.

For Field diameter at any distance, multiply distance by .26

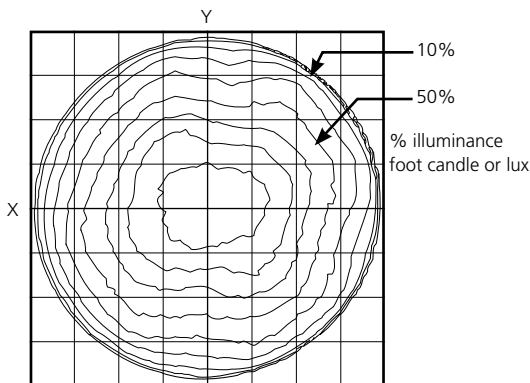
For Beam diameter at any distance, multiply distance by .21

Source Four 14°(cosine)

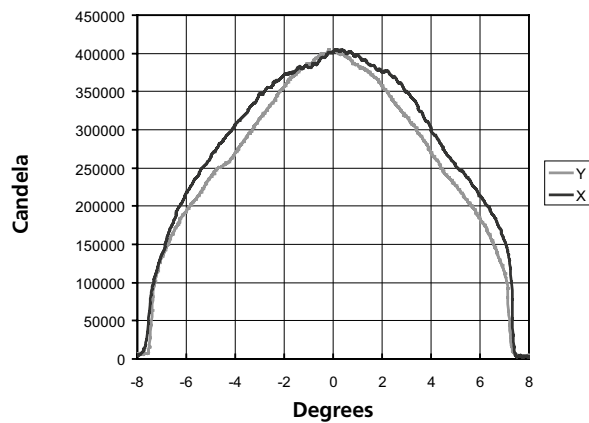
Degree	Candela	Field Lumens	Beam Lumens	Efficiency	Lumens per watt
14°	404,780	12,850	10,115	58.7%	17.1

Metric Conversions: For Meters multiply feet by .3048
For Lux multiply footcandles by 10.76

Iso-Illuminance Diagram
(Flat Surface Distribution)



Cosine Candela Plot



Complete IES photometry data files (LM-63-02 format) may be downloaded from the ETC website.

Go to <http://www.etcconnect.com/downloads.asp>

Ellipsoidal Series

L A M P S

To determine Candela (Cd) or Lumens (Lm) for any other HPL lamp, multiply the Candela or Lumen value by the appropriate multiplying factor (CdMF or LmMF) shown for that lamp in the table below.

ETC Part #	Lamp Code	Watts	Volts	Initial Lumens	Colour Temp. K	Average Rated Life	14° Cd MF	14° Lm MF
RT116	HPL 750/115**	750	115*	21,900	3,250	300	1.00	1.00
RT196	HPL 750/115X	750	115*	16,400	3,050	1,500	.64	.74
RT113	HPL 575/115**	575	115*	16,520	3,250	300	.87	.80
RT114	HPL 575/115X	575	115*	12,360	3,050	2,000	.56	.56
RT142	HPL 375/115	375	115*	10,540	3,250	300	.73	.51
RT143	HPL 375/115X	375	115*	8,500	3,050	1,000	.50	.39
N/A	HPL 750/120	750	120*	21,900	3,250	300	1.00	1.00
N/A	HPL 750/120X	750	120*	16,400	3,050	1,500	.64	.74
RT115	HPL 575/120	575	120*	16,520	3,250	300	.87	.80
RT171	HPL 575/120X	575	120*	12,360	3,050	2,000	.56	.56
RT160	HPL 750/230**	750	230	19,750	3,200	300	.72	.75
N/A	HPL 750/230X	750	230	15,600	3,050	1,500	.45	.59
RT129	HPL 575/230**	575	230	14,900	3,200	400	.62	.58
RT138	HPL 575/230X	575	230	11,780	3,050	1,500	.43	.45
RT154	HPL 375/230X	375	230	7,800	3,050	1,000	.34	.30
N/A	HPL 750/240	750	240	19,750	3,200	300	.72	.75
N/A	HPL 750/240X	750	240	15,600	3,050	1,500	.45	.59
RT130	HPL 575/240	575	240	14,900	3,200	400	.59	.58
RT139	HPL 575/240X	575	240	11,780	3,050	1,500	.40	.45
RT155	HPL 375/240X	375	240	7,800	3,050	1,000	.34	.30

Source Four is rated for 750W maximum

*115V and 120V Volt HPL lamps are for use with ETC Source Four Dimmer or Source Four with ES1 dimmer in 230V markets

**Photometric data was prepared using a production fixture and the Prometric CCD measurement system. Fixture adjusted for cosine distribution and tested with calibrated lamp at rated voltage. All data normalized to nominal lamp lumens in accordance with IES LM-73-04. Testing performed at ETC West, Hollywood, CA. All other multiplying factors extrapolated from primary test data.

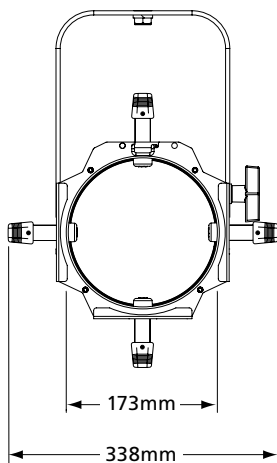
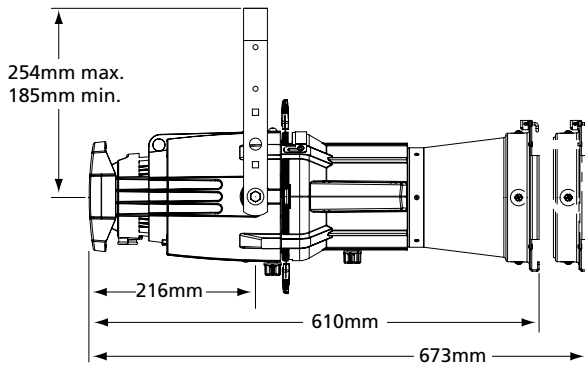
For links to photometry file downloads (IES LM-63-02 format) go to www.etcconnect.com

HPL Specified Tolerances: Watts +/- 5%, Lumens +/-7%, Average life +/-10%, Colour Temperature +/- 50K

"N/A" lamps are not available for purchase from ETC. Contact your Dealer for purchase.

Ellipsoidal Series

PHYSICAL



Source Four Weights

MODEL	WEIGHT	SHIPPING WEIGHT
	kgs	kgs
414	8.0	9.0

ORDERING INFORMATION

Continued from front page...

Source Four Accessories

PART NO.	DESCRIPTION
7060A2050-K	14° Lens Tube, Black
7060A2050-K1	14° Lens Tube, White
7060A2050-K5	14° Lens Tube, Silver Grey
7060A1223	Source Four Fixture Body, Single-Clutch, Black
7060A1223-1	Source Four Fixture Body, Single-Clutch, White
7060A1223-5	Source Four Fixture Body, Single-Clutch, Silver gr.
7060A1801-0X	Source Four Fixture Body w. Dimmer, Black
7060A1801-1X	Source Four Fixture Body w. Dimmer, White
7060A1801-5X	Source Four Fixture Body w. Dimmer, Silver grey
7060A1075	Gobo holder, metal gobo size B
7060A1075-1	Gobo holder, glass gobo size B
7060A1074	Gobo holder, metal gobo size A (To place in effects slot)
7060A1074-1	Gobo holder, metal gobo size A (To place in effects slot)
7060A1012	Drop-in iris
7061A3007	Colour frame 190mm (Spare)
PSF1023	Top hat 190mm (snoot length 153mm)

NOTE: For colours other than black, white and silver grey, please contact ETC.

Source Four products are protected by one or more of the following patents:

U.S.	USRE36,3316, US5,345,371, US6,092,914 and US5,775,799
U.K.	GB0592589, GB0673488, 99930527.9*
Germany	DE0592589, GB0673488, 99930527.9*
Japan	JP2,501,772

* European patent application number



Corporate Headquarters • 3031 Pleasant View Rd, PO Box 620979, Middleton WI 53562 0979 USA • Tel +1 608 831 4116 • Fax +1 608 836 1736
 London, UK • Unit 26-28, Victoria Industrial Estate, Victoria Road, London W3 6UU, UK • Tel +44 (0)20 8896 1000 • Fax +44 (0)20 8896 2000

Rome, IT • Via Pieve Torina, 48, 00156 Rome, Italy • Tel +39 (06) 32 111 683 • Fax +44 (0)20 8752 8486

Holzkirchen, DE • Ohmstrasse 3, 83607 Holzkirchen, Germany • Tel +49 (80 24) 47 00-0 • Fax +49 (80 24) 47 00-3 00

Hong Kong • Room 1801, 18/F, Tower 1 Phase 1, Enterprise Square, 9 Sheung Yuet Road, Kowloon Bay, Kowloon, Hong Kong • Tel +852 2799 1220 • Fax +852 2799 9325

Web • www.etcconnect.com • Copyright©2016 ETC. All Rights Reserved. All product information and specifications subject to change. 7060L1039-GB Rev.A 03/2016